

About Finance

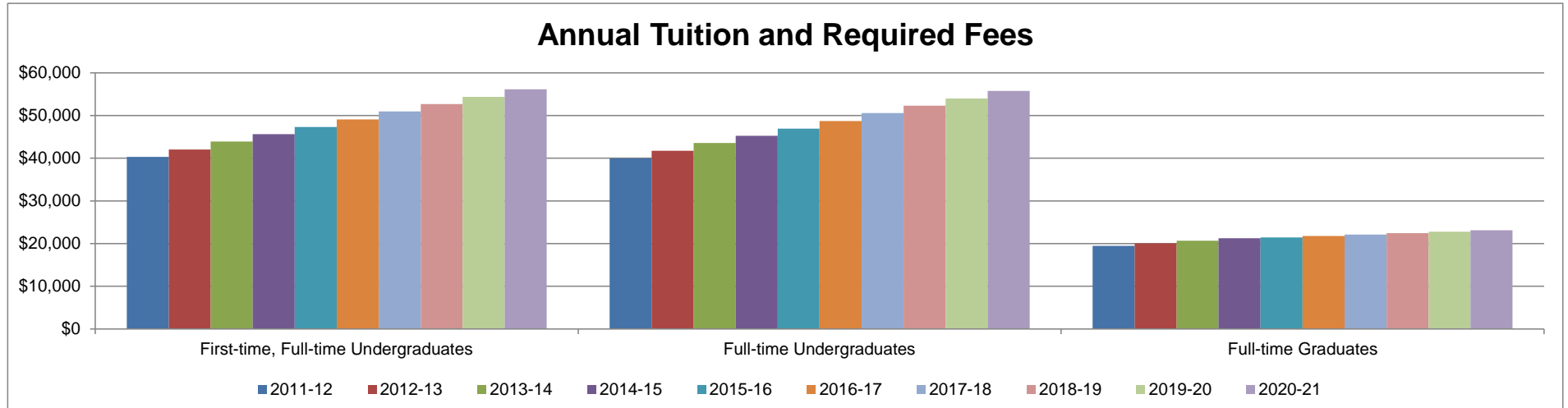
The Finance Department at Fordham University consists of the Budget Office, Treasury, Controller's Office, Procurement, Internal Audit, University Collections and Human Resources. Each department has internal processes and policies that directly affect the financial operations of the University.

The Finance section of the Fact Book presents longitudinal data on tuition and fees, room and board, and institutional revenue and expenses. Specifically, the contents include: Annual Tuition and Required Fees; % Increase in Annual Tuition and Required Fees; and Annual Room and Board Charges.

FACT BOOK: Fall 2020 Edition
Finance, 2011-12 to 2020-21

Table of Contents

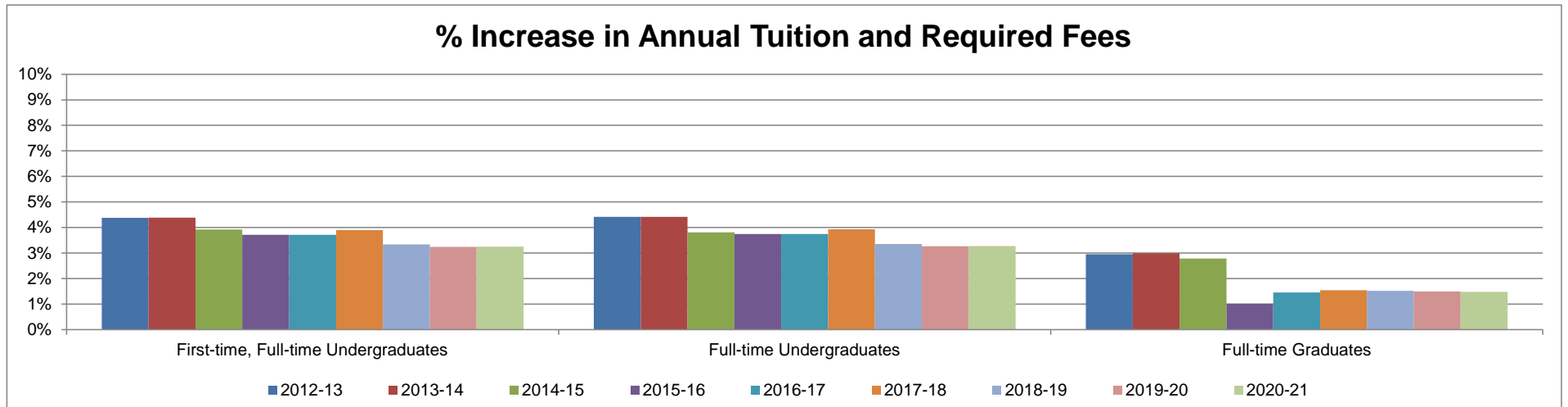
<u>Page</u>	
3	<u>Annual Tuition and Required Fees</u>
4	<u>% Increase in Annual Tuition and Required Fees</u>
5	<u>Annual Room and Board Charges</u>



	2011-12	2012-13	2013-14	2014-15	2015-16	2016-17	2017-18	2018-19	2019-20	2020-21
First-time, Full-time Undergraduates	\$40,292	\$42,057	\$43,902	\$45,623	\$47,317	\$49,073	\$50,986	\$52,687	\$54,393	\$56,161
Full-time Undergraduates	\$39,967	\$41,732	\$43,577	\$45,238	\$46,932	\$48,688	\$50,601	\$52,299	\$54,008	\$55,776
Full-time Graduates	\$19,488	\$20,064	\$20,664	\$21,240	\$21,456	\$21,768	\$22,104	\$22,440	\$22,776	\$23,112

Notes. Due to the wide variation by school and campus, graduate tuition is based on the per-credit charges of the Graduate School of Social Service at Lincoln Center, which is the most populous graduate program.

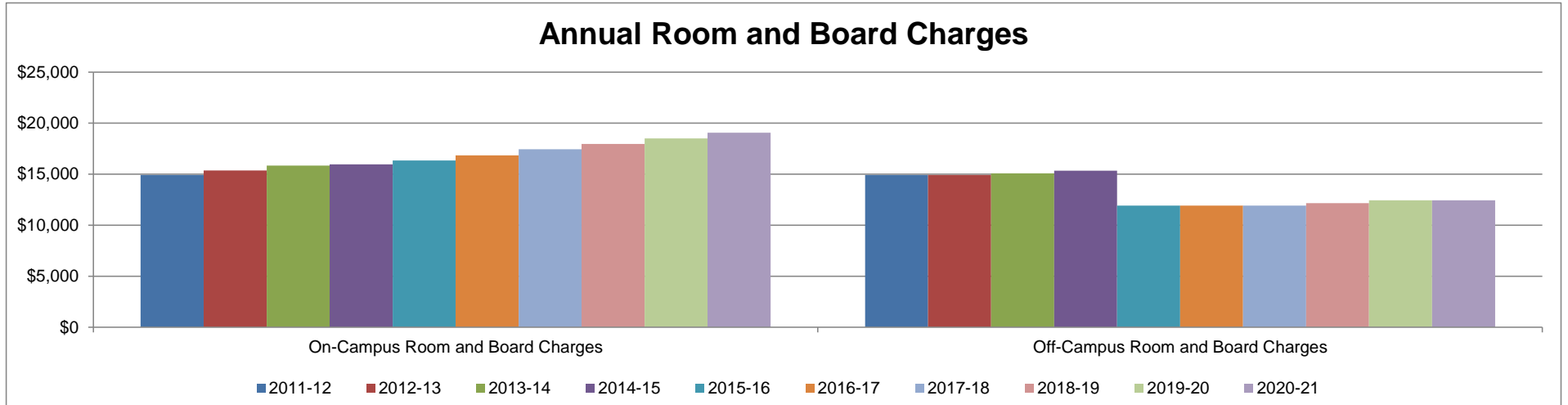
Sources. Office of Finance and Treasurer, and Office of Institutional Research.



	2012-13	2013-14	2014-15	2015-16	2016-17	2017-18	2018-19	2019-20	2020-21
First-time, Full-time Undergraduates	4%	4%	4%	4%	4%	4%	3%	3%	3%
Full-time Undergraduates	4%	4%	4%	4%	4%	4%	3%	3%	3%
Full-time Graduates	3%	3%	3%	1%	1%	2%	2%	1%	1%

Notes. Due to the wide variation by school and campus, graduate tuition is based on the per-credit charges of the Graduate School of Social Service at Lincoln Center, which is the most populous graduate program.

Sources. Office of Finance and Treasurer, and Office of Institutional Research.



	2011-12	2012-13	2013-14	2014-15	2015-16	2016-17	2017-18	2018-19	2019-20	2020-21
On-Campus Room and Board Charges	\$14,926	\$15,374	\$15,835	\$15,965	\$16,350	\$16,845	\$17,445	\$17,969	\$18,510	\$19,065
Off-Campus Room and Board Charges	\$14,926	\$14,926	\$15,088	\$15,344	\$11,924	\$11,924	\$11,924	\$12,162	\$12,438	\$12,438

Sources. Office of Finance and Treasurer, and Office of Institutional Research.