

## The Alert Traveler App


1. Log into your Fordham study abroad portal. You will see the Alert Traveler Registration widget on the bottom left side of your home applicant page

This is your homepage and it provides you an overview of your application activity. In order to complete or see the details of an application, you need to click on the X name of the program under the 'applications filed' column.

Warning: you will no longer be able to access an application after its 'deadline date' and any further changes need to be handled by a staff member.

### Applications

Fall, 2017

 <b>Alert Traveler Test</b> (ID 34073 not ranked)	<b>DECISION REACHED</b> Please click application link to view decision letter. Program end date: 09/29/2017 Itinerary: London, United Kingdom (Europe) 🌐 08/21/2017 09/29/2017
---------------------------------------------------------------------------------------------------------------------------------------	--------------------------------------------------------------------------------------------------------------------------------------------------------------------------------------------------

[Update Rank](#) (enter numbers to rank by preference)

### Profile


**Erasmó P Mendez**  
emendez18@fordham.edu

No Image

[View All](#)

[Edit Profile](#)

### AlertTraveler Registration

**AlertTraveler**

Use your email address and generated password, to log in to the AlertTraveler mobile app, available for free on the App Store and Google Play Store.

I would like to be notified by SMS if affected by alerts. [show more](#)

**Mobile:**

**Email:**

**Password:**


### Messages

[View all Messages](#)

Date/Time	From
02:14 PM	studyabroad@fordham.edu
CC: Re: Fwd: Exchange in Bogota and Mexico City	
02:04 PM	studyabroad@fordham.edu
CC: Re: spring exchange	
01:47 PM	studyabroad@fordham.edu
CC: Re: Study Abroad Application Issues	
11:23 AM	studyabroad@fordham.edu
CC: Re: Study Abroad: Back-Up Program, Meeting	
09:57 AM	studyabroad@fordham.edu
CC: IMPORTANT: Spring 2018 reminder	

2. In order to activate AlertTraveler, you must generate a password using this panel. Clicking "Generate" in this panel will create a password that is valid for 48 hours. The Google Play or Apple Store link will take you to the page to download the app to your mobile device.

### AlertTraveler Registration

**AlertTraveler**



Use your email address and generated password, to log in to the AlertTraveler mobile app, available for free on the App Store and Google Play Store.

I would like to be notified by SMS if affected by alerts. [show more](#)

**Mobile:**

**Email:**

**Password:**

[Email me my password](#)

[Generate](#)

3. After clicking on the Alert Traveler icon on your mobile device, it will prompt you for a username and password. Return to your study abroad portal home page and enter your Fordham email address and generated AlertTraveler password to log in to the AlertTraveler app. *This panel can also be used to generate an email for a forgotten password using the "Email me my password" link.*

