

Non resident tax

What you need to know



Enda Kelleher – VP Sprintax

Disclaimer: The information provided here is for informational purposes only. Each individual has a unique tax position and is responsible for his or her own tax determination and compliance.

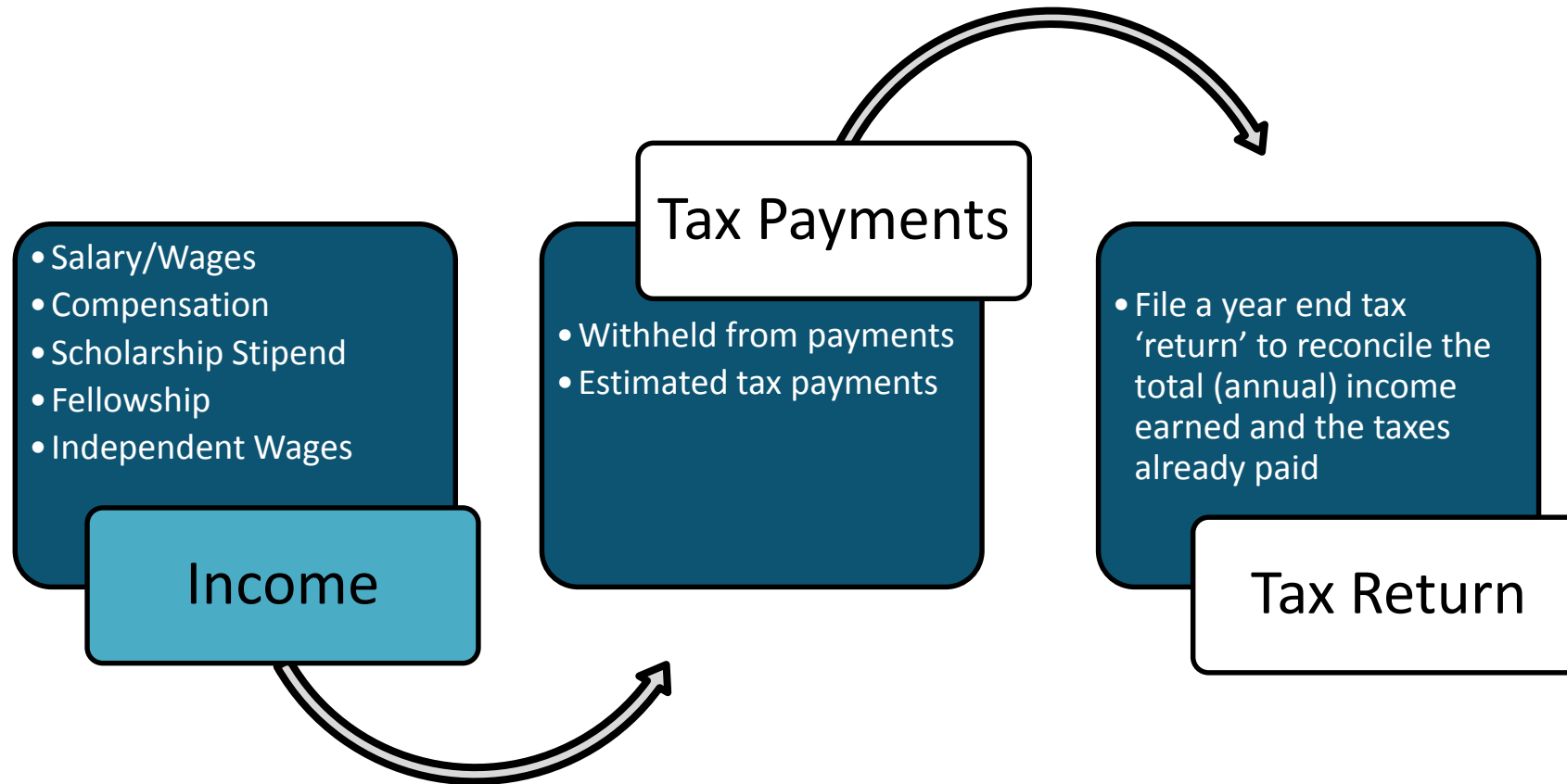
Student = Scholar & vice versa!

- I. Overview of tax for non-resident students and scholars
- II. Student tax behavior for tax year 2016
- III. Sprintax overview
- IV. Questions

Topics:

- ✓ How taxes work
- ✓ Who must file a 2016 US tax return?
- ✓ What tax forms should I receive?
- ✓ Forms you need to complete and send to IRS
- ✓ No income received- what form do I need to file?
- ✓ Nonresidents for Tax – Spouses (J2, F2, H4)
- ✓ What is FICA?
- ✓ What is ITIN?
- ✓ What is a 1098-T?
- ✓ State Tax Returns
- ✓ What happen if I don't file my US tax form(s)?
- ✓ Items you need to prepare your Federal and State tax returns

TAX: How it works?



Resident or Non-Resident for tax?

- Tax status completely independent of immigration / visa status
- Generally, most international students who are on **F, J, M or Q visas** are considered **non-resident for tax purposes**.
- International students on J1 & F1 visas are automatically considered non-resident for their first 5 calendar years in the US
- Scholars/Researchers (and their dependents) on J visas are automatically considered non-residents for 2 out of the last 6 calendar years in the US
- If you've been in the US for longer than the 5 or 2 year periods, the [Substantial Presence Test](#) will determine your tax residency.

Who must 'file' for 2016?

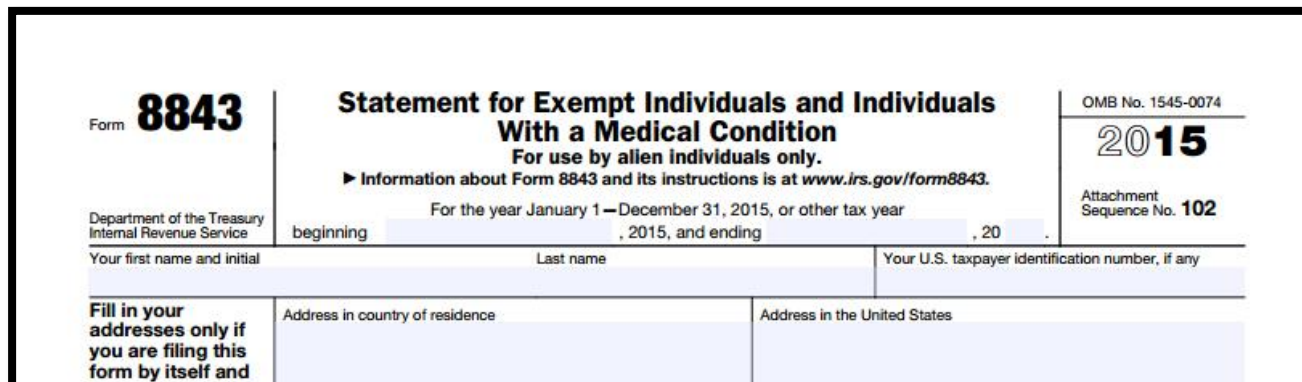
- ✓ If you received any other taxable earnings or income over the personal exemption (\$4,050 for 2016 TY) from US sources, even if they are covered by a tax treaty agreement
- ✓ If you overpaid tax which you want to claim back
- ✓ If you worked in the US
- ✓ If you received a taxable stipend, grant or allowance in 2016
- ✓ If you had no earnings – if you did not work or receive income in the U.S. - you still need to declare your nonresident status by completing Form 8843.



Bottom line: Everybody needs to do something

No income - what do I need to do?

- Students in F-1 or J-1 non-immigrant student status as well as their F-2/J-2 dependents, who are nonresidents for tax purposes, **MUST** file [Form 8843](#) regardless of whether they received income in the U.S. or not
- Also called, “Statement for Exempt Individuals and Individuals with a Medical Condition.”
- **Form 8843** must be postmarked and mailed to the IRS



Form 8843 **Statement for Exempt Individuals and Individuals With a Medical Condition** **2015**
For use by alien individuals only.
▶ Information about Form 8843 and its instructions is at www.irs.gov/form8843.
OMB No. 1545-0074
Attachment Sequence No. 102
Department of the Treasury
Internal Revenue Service
For the year January 1—December 31, 2015, or other tax year
beginning , 2015, and ending , 20 .
Your first name and initial Last name Your U.S. taxpayer identification number, if any
Fill in your addresses only if you are filing this form by itself and
Address in country of residence Address in the United States

Important dates in 2017

- Tax year runs from 1st January to 31st December
- 2017 tax filing season is for income from
 - 1st January – 31st December 2016
- Filing deadline is Tuesday 18th April 2017

What tax forms should I receive?

W2

- Wages, Salary, Compensation (Employment earnings)

1042-S

- Royalty Payments
- Scholarship Stipend/Non-Degree Aid
- Independent Contractor Services
- Prize/Award/Miscellaneous foreign payments

1099
series

- | | |
|---------------------|-------------|
| • Rent | Settlements |
| • Investment Income | Fees |
| • Commissions | Services |
| • Other income | |

'Income' which does not trigger a filing requirement

- Scholarship for tuition and related expenses
- Scholarship received from outside the US
- Money transferred from parents/relatives overseas
- Income 'earned' in their home country (investment income, rent, job before moving to US, etc.)
- Interest on regular savings account
- Gift of money from someone in the US



Withholding tax

- As a non resident a 'withholding tax' may be applied to some or all payments made to you at a rate of 30%
- 65 tax treaties in place to reduce this or to exempt that income
- Opportunity to claim refund via year end tax return

Forms you need to complete

Federal tax

- **1040 NR:** “U.S. Nonresident Alien Income Tax Return”
- or
- **1040 NR EZ:**
“U.S. Income Tax Return for Certain Nonresident Aliens with No Dependents”



State tax

- Income tax return for each state where you resided/earned income during 2016

***Tip:** They are sometimes referred to as “Tax Returns”, because you get your money back!*

Non-resident Spouses

Tip: *Spouses and Children (regardless of age) may need to file a Form 8843 if they are in non-resident tax status*

- **If spouse is working**

Will need to file own federal and state tax return and form 8843

- **If spouse is not working**

Will only file 8843. Do not submit this form in the same envelope as spouse



What is FICA?

- Federal Insurance Contributions Act
 - Social Security and Medicare are deducted from wages
- Non-resident aliens on F-1 and J-1 visas are exempt from paying FICA taxes until they become tax residents.
- Students also fall under the student FICA exemption, so generally students do not pay FICA taxes even after they become residents for tax purposes.
- J-1 researchers/scholars generally maintain non-resident status for their first 2 calendar years in the U.S. On January 1 of the third calendar year of presence, they begin to pay FICA taxes.
- All other non-residents, including H-1B, J-2 and TN visa-holders, are subject to FICA taxes from their first day of employment.



What is an ITIN?

- Individual Taxpayer Identification Number (ITIN) is required for students/scholars who receive taxable income but are ineligible for a SSN (Social Security Number), such as stipend recipients that do not have a job (on or off campus).
- If you don't have a SSN or ITIN, you must apply for an ITIN when filing a 2016 tax return.
- Most common among scholarship recipients (athletes)
- Do not need an ITIN for Form 8843
- Application process is tricky!



What is a 1098-T?

- Form 1098-T (the Tuition Statement) is a statement of the qualified tuition and related expenses billed to you by the university
- It is generally used by US tax 'residents' when claiming educational tax credits, often for a dependent
- Form 1098-T (the Tuition Statement) **concerns US nationals and tax residents only**. However it is sometimes issued to all students, regardless of residency.

Non-residents do not need, and cannot use, a 1098-T on their 1040NR/NR-EZ.



What is a 1095-A, 1095-B or 1095-C?

- Form 1095-A:
 - Healthcare coverage purchased through Health Insurance Marketplace – ‘ObamaCare’
 - Generally not applicable to international students & scholars
 - Can be used on a ‘resident’ tax return, in limited circumstances
- Form 1095-B:
 - Healthcare coverage provided through insurance provider or self-insured employer
 - You do not need 1095-B for your non-resident return
- Form 1095-C:
 - Healthcare provided through employer (generally more than 50 employees)
 - You do not need 1095-C for your non-resident return

All the W's

- W2 – Summary of wages and tax paid
- W4 – Given to employer so they can tax you correctly (mostly for residents)
- W7 – Application for ITIN
- W8(Ben) – Certificate of non-resident status, where a reduced tax treaty rates applies to the non-resident's income (confirmation of non-resident status, country of residence and tax treaty position eligibility for specific treaty income)
- W9 – Request from employer or someone paying you for your SSN or ITIN so they can report payment made to you

State Taxes

- Resident, part year resident and non-resident status
- If you have to file a Federal, you most likely will be filing a State too
- Forms vary from state to state
- Submit a copy of your Federal Return, with your State
- Only opportunity for a refund – is if you file



New York State Tax Return

Do I need to file New York state tax return?

You must file a NY Tax Return if:

- You are a non-resident with New York source income and your New York adjusted gross income exceeds your New York standard deduction, \$7,950 for 2016 tax year
- You are resident and you have to file a federal return
- You are resident and you did not have to file a federal return but your federal adjusted gross income was more than \$4,050
- You want to claim a refund of any New York State, New York City, or Yonkers income taxes withheld from your pay

You may have additional filing responsibilities if you have Yonkers or New York City income.



Resident v Non-resident for NY State Tax

- Most full-time undergraduate international students (F1's and J1's) are considered non-residents of NY state and city for tax purposes
- Other international visitors, including part-time students, J1 international professors, researchers and scholars, and individuals in H4 status are considered NY residents for state and city tax purposes if they both
 - 1) had a place to stay in NY for at least 11 months
 - 2) were physically in NY for at least 6 months of the year.



Items needed to prepare your tax returns

- Passport or other valid photo ID
 - US Entry and Exit Dates for current and all past visits to the US – I94
 - All tax forms, including Forms W-2, 1042-S and/or 1099 - if you received them
 - Visa/Immigration Status information, including Form DS-2019 (for J visa holders) or Form I-20 (for F visa holders)
 - Social Security Number (SSN) or Individual Taxpayer Identification Number (ITIN)
 - 4 c's
 - A comfortable **Chair**
 - **Clear** desk/table space
 - A strong cup of **Coffee**
 - **Chocolate** bar!
- Save the **Cocktail** for when you're finished!



Timelines for a refund

Federal

- Normally 6 – 8 weeks but IRS allowed up to 6 months
- Contact IRS to follow up
- Where's my refund?
 - <https://www.irs.gov/refunds>

Delays in processing returns with 1042S income

- Up to an additional 6 months of processing time
- Affected a lot of students
- Unlikely to be the same in 2017



What happens if I don't file my US tax forms?

- You may be overpaying your taxes, giving away your hard earned money
- Non-filing of taxes may affect a future application for U.S. Permanent Residency (i.e. “green card”)
- If you owe money, you could be subject to substantial monetary penalties and fines
- In extreme cases involving fraud, you could lose your legal immigration status in the U.S.

Missed a year or filed as a resident by mistake?

- **Don't panic** - but do set the record straight
- **Misfiled:**
 - 1040X - Amended U.S. Individual Income Tax Return
 - Simple form, similar to 1040
- **Never filed**
 - Catch up
 - Can back file at any stage if you owe the IRS
 - Can only claim a refund for previous 3 years

FAKE NEWS about taxes

- *I didn't have a job – I don't need to file any tax forms* - WRONG
- *I am not from the US – I don't need to file any tax forms* - WRONG
- *My country has a tax treaty with the US, I don't need to file and forms* - WRONG
- *If I don't bother doing anything, the IRS will never find out*
 - Do you want to test them, and take that risk?

Tax Scams

- Some scams exist
- Use caution and common sense
 - IRS would never ask for personal details without proper communication
 - IRS not seeking to penalize anyone – just want to make sure the fair and correct taxes are paid on time

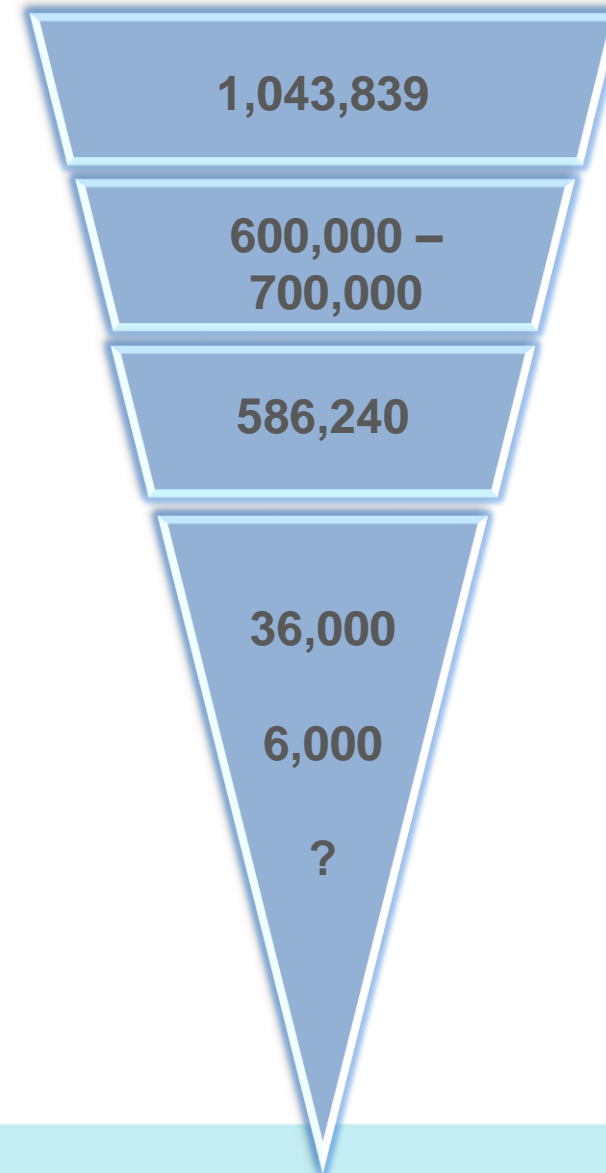
Other tips

- I never received the income documents – follow up now
- Keep copies of everything you send
- Use a tracked mail service
- Can I have the refund paid into a bank account?
- Don't copy what your friend did!

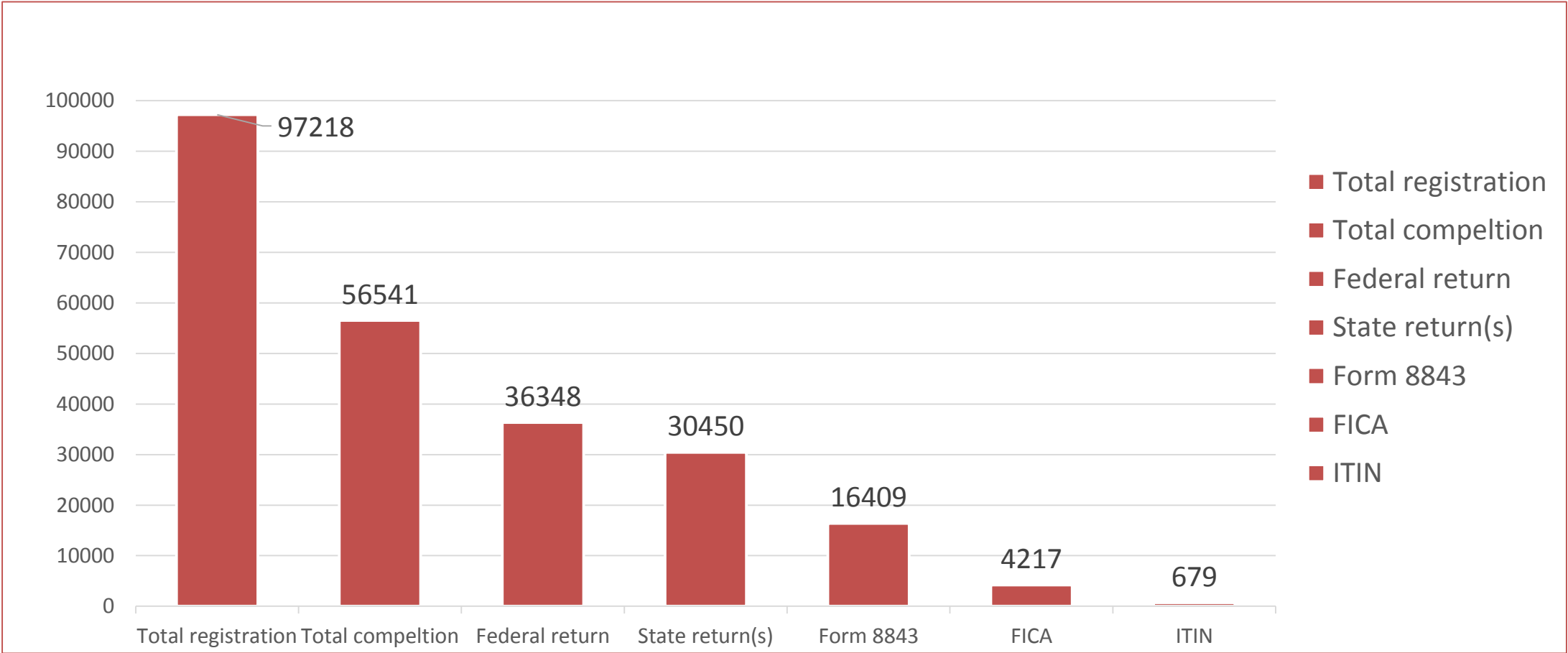
- I. Overview of tax for non-resident students and scholars
- II. Student tax behavior in 2016
- III. Sprintax overview
- IV. Questions

MARKET OVERVIEW

- ✓ Total number of international students
- ✓ IRS Estimate of filing requirement
- ✓ 2015 filing 1040NR
 - However not all of these are students
- ✓ Sprintax 2015 TY Customers
- ✓ VITA assisted
- ✓ Others?



Profile of approximately 100,000 students – Sprintax 2016



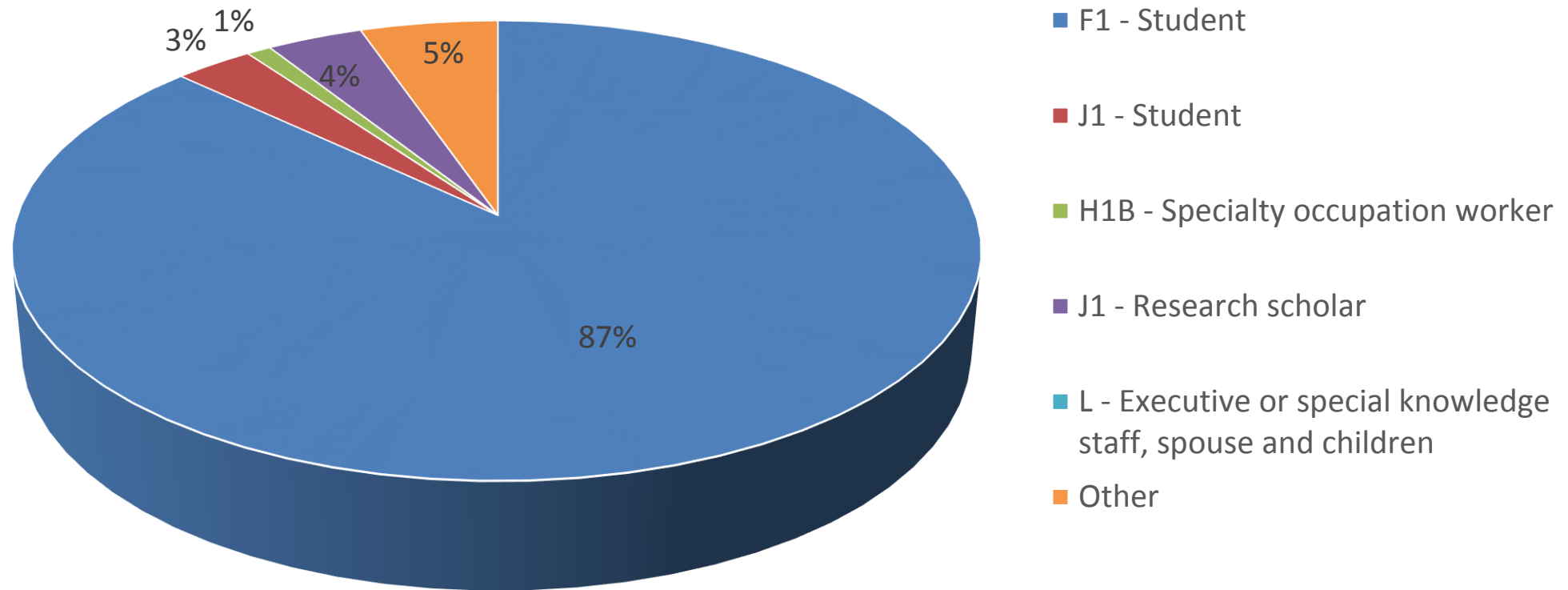
Tax refunds

Average Federal
\$941

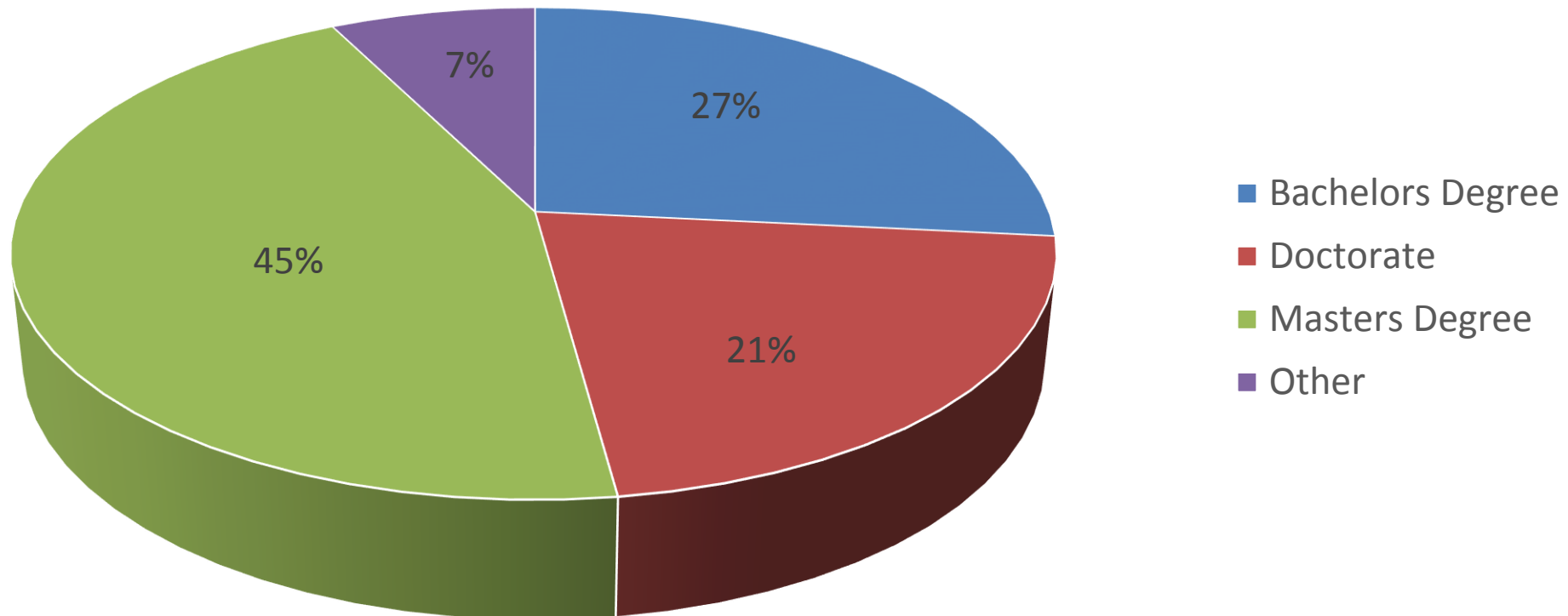
Average State
\$356

89% of Federal customers received refund
74% of State customers received refund

Visa profile



Education profile

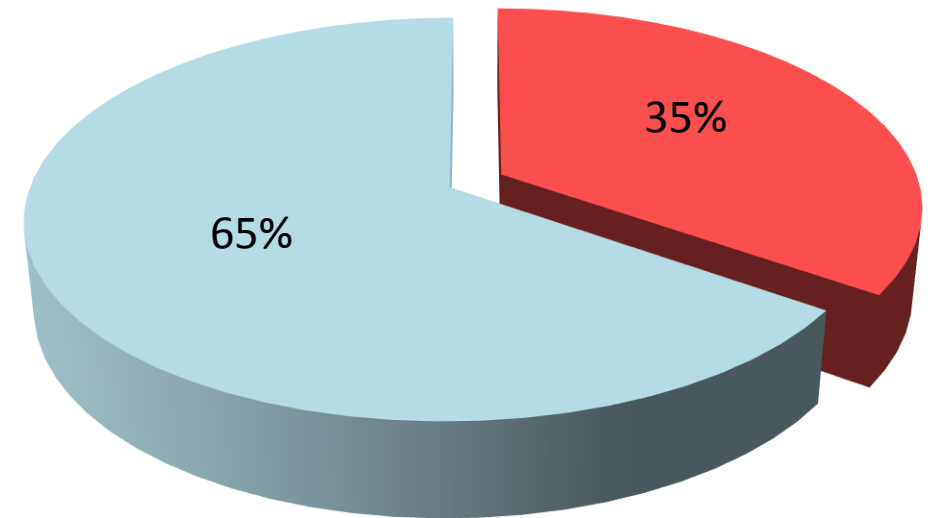


Live-Chat Assistance

Complete alone / ask for assistance

- Only 35% of customers needed some level of assistance
- The most common questions related to the substantial presence test and State taxes

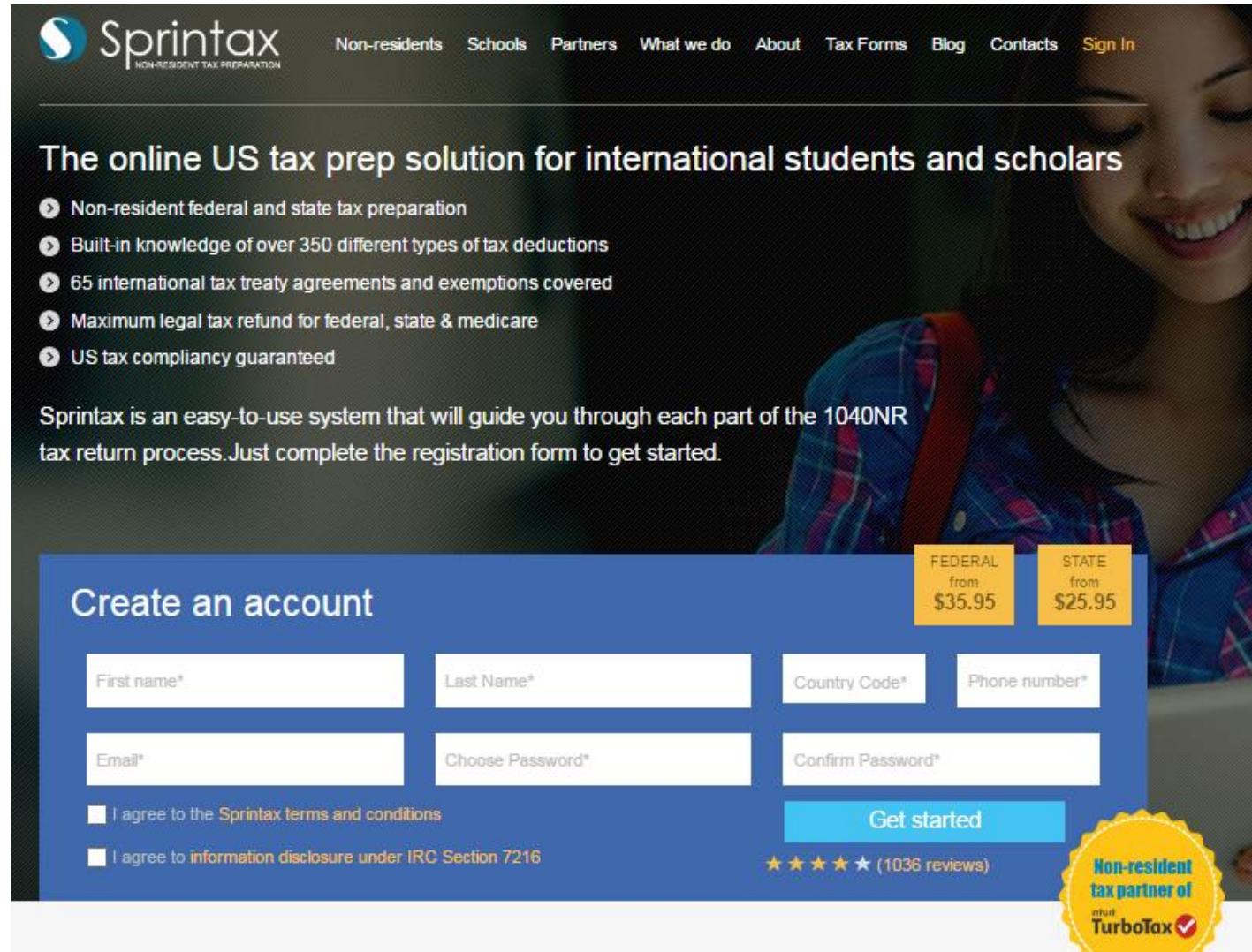
All Customers



- Livechat assisted
- Livechat not used

- I. Overview of tax for the non-resident students and scholars
- II. Student tax behavior in 2016
- III. Sprintax overview
- IV. Questions

Login Page



The screenshot shows the Sprintax website's login and account creation page. The header includes the Sprintax logo and navigation links: Non-residents, Schools, Partners, What we do, About, Tax Forms, Blog, Contacts, and Sign In. The main heading is 'The online US tax prep solution for international students and scholars'. Below this is a list of five bullet points: 'Non-resident federal and state tax preparation', 'Built-in knowledge of over 350 different types of tax deductions', '65 international tax treaty agreements and exemptions covered', 'Maximum legal tax refund for federal, state & medicare', and 'US tax compliancy guaranteed'. A paragraph states: 'Sprintax is an easy-to-use system that will guide you through each part of the 1040NR tax return process. Just complete the registration form to get started.' The 'Create an account' section features a form with fields for First name*, Last Name*, Country Code*, Phone number*, Email*, Choose Password*, and Confirm Password*. To the right of the form are two yellow boxes: 'FEDERAL from \$35.95' and 'STATE from \$25.95'. Below the form are two checkboxes: 'I agree to the Sprintax terms and conditions' and 'I agree to information disclosure under IRC Section 7216'. A blue 'Get started' button is positioned to the right of the checkboxes. Below the button is a star rating '(1036 reviews)'. In the bottom right corner, there is a yellow circular badge that reads 'Non-resident tax partner of TurboTax' with a checkmark.

Sprintax
NON-RESIDENT TAX PREPARATION

Non-residents Schools Partners What we do About Tax Forms Blog Contacts [Sign In](#)

The online US tax prep solution for international students and scholars

- Non-resident federal and state tax preparation
- Built-in knowledge of over 350 different types of tax deductions
- 65 international tax treaty agreements and exemptions covered
- Maximum legal tax refund for federal, state & medicare
- US tax compliancy guaranteed

Sprintax is an easy-to-use system that will guide you through each part of the 1040NR tax return process. Just complete the registration form to get started.

Create an account

FEDERAL from \$35.95 STATE from \$25.95

First name*	Last Name*	Country Code*	Phone number*
Email*	Choose Password*	Confirm Password*	

☐ I agree to the [Sprintax terms and conditions](#)

☐ I agree to [information disclosure under IRC Section 7216](#)

[Get started](#)

★★★★★ (1036 reviews)

Non-resident tax partner of **TurboTax** ✓

Choose tax year

← → ↻ https://onyx.taxback.ess.ie/_webdevs/business_tests2/ots/choose-tax-year.html ☆



testtest ▼

Log out

You are here

Get Help



[FAQ](#)

[Need help? Ask Stacy now](#)

[Call us](#)

Hey test, Welcome to Sprintax!

Hey there, my name is Stacy. I'm going to make your tax affairs real easy.

Sprintax consists of a step-by-step questionnaire that's designed to gather all the information that we need to prepare your tax return.

OK, let's get started. First, please choose the tax year you need a tax return prepared for.

☐ 2016

☐ 2015

☐ 2014

☐ 2013

☐ Prior tax years

Next




Residency and entry/exit dates

s://onyx.taxback.ess.ie/_webdevs/business_tests2/ots/residency-status-2016.html



Progress



6%

Tax Year 2016

testtest ▼

[Log out](#)

You are here

- ☐ Residency
Residency Status ←
- ☐ Getting to know you
- ☐ Let's talk money
- ☐ Offset your expenses
- ☐ About your college
- ☐ State Taxes
- ☐ Review
- ☐ Finished

Get Help



[FAQ](#)

[Need help? Ask Stacy now](#)

[Call us](#)

Step 1 - Residency

Residency status

Have you been a US citizen, by birth or naturalization, at the last day of 2016? Yes ☐ No ☒

Have you ever been a green card holder? Yes ☐ No ☒

Have you ever applied for US citizenship/ lawful residence? Yes ☐ No ☒

Visiting the US

When was your first ever visit to the US?

Are you still in the US? Yes ☒ No ☐

NOTE: Your residency status is determined by the complete history of all your visits to the US including any visits as a student, trainee, tourist and all other entries to the US from 1986 onwards.

Please provide details below of all your visits to the US starting from 2014

[+ add visit](#)

Visa type/Visitor status	Entered US on	Left US on
F1 - Student ▼	10/04/2014	09/01/2015
F1 - Student ▼	10/23/2015	To

Note: Please enter your Visitor Status from your I-20 or DS-2019 in the field above. For more information on your visa or status, [click here](#).

VISA details



Progress 94%

Tax Year 2015

GregWaclaw ▾

Log out

You are here

- ☒ Residency
 - Residency Status
 - Visa Details ←
- ☒ Getting to know you
- ☒ Let's talk money
- ☒ Offset your expenses
- ☒ About your college
- ☐ State Taxes
- ☐ Review
- ☐ Finished

Get Help



[FAQ](#)

[Need help? Ask Stacy now](#)

[Call us](#)

Step 1 - Residency

Please provide details of your current US visa.

Visa Details

Visa type	<div>J1 - Student ▾</div>
Visa issue date	<div>01/01/2015 </div>
Visa expiry date	<div>02/01/2016 </div>
Date you first entered the US	<div>01/01/2015 </div>
Approximate date you permanently left / intend to permanently leave the US.	<div>01/31/2016 </div>
Country of Citizenship	<div>Poland ▾</div>
Country of Residence before you entered the US	<div>Poland ▾</div>
Have you changed your visa during 2015?	Yes <input type="radio"/> No <input checked="" type="radio"/>

Back

Next

Choose your income documents

ps://onyx.taxback.ess.ie/_webdevs/business_tests2/ots/lets-talk-money-2016.html



Progress



27%

Tax Year 2016

testtest ▼

Log out

You are here

- ☒ Residency
- ☒ Getting to know you
- ☐ Let's talk money
 - Income Documents ←
- ☐ Offset your expenses
- ☐ About your college
- ☐ State Taxes
- ☐ Review
- ☐ Finished

Get Help



[FAQ](#)

[Need help? Ask Stacy now](#)

[Call us](#)

Step 3 - Let's talk money

Income Documents received in 2016

Tell us about what income documents you received in 2016.

For each unique form that you received select "+add document" to enter the information into the system. If you have received a form with multiple identical copies from one employer, please treat it as one form. You may enter as many of each different form as necessary. DO NOT combine information from different forms, enter each form separately.

[+ add document](#)


Income document type	Quantity	
W-2 forms(s) ▼	1 ▼	
1042 - S ▼	1 ▼	×
1099 - B (Broker and Barter Exchange) ▼	1 ▼	×
1099 - DIV (Dividends and distributions) ▼	1 ▼	×
1099 - G (Government Payments) ▼	1 ▼	×
1099 - INT (Interest Income) ▼	1 ▼	×
1099 - MISC (Miscellaneous Income) ▼	1 ▼	×
Letter from the Payer (University) ▼	1 ▼	×

W-2 Form

☒ **Getting to know you**

☐ **Let's talk money**

Income Documents

W-2 forms [1] 

☐ Offset your expenses

☐ About your college

☐ State Taxes

☐ Review

☐ Finished

Get Help

[FAQ](#)

[Need help? Ask Stacy now](#)

[Call us](#)

Please enter the required information in the blue boxes. We recommend that you use Copy C of your W-2 form to complete your income and tax information.

If the information in boxes 16-20 differs on copies B and C of your W-2 form, please attach copy C to your Federal tax return.

DO NOT combine information from different forms.

If your original W-2 does not have amounts in boxes 16-20 on two rows, do not enter any information on the second row below.

Select employer type

		a Employee's social security number		OMB No. 1545-0008	
b Employer identification number (EIN)		1 Wages, tips, other compensation		2 Federal income tax withheld	
12-1234567		35000		3500	
c Employer's name, address, and ZIP code		3 Social security wages		4 Social security tax withheld	
abc		35000		1750	
abc		5 Medicare wages and tips		6 Medicare tax withheld	
LA		35000		1050	
CA		7 Social security tips		8 Allocated tips	
55175					
d Control number		9		10 Dependent care benefits	
e Employee's first name and initial		Last name		Suff.	
		11 Nonqualified plans		12a	
		13 Statutory employee Retirement plan Third-party sick pay		12b	
		14 Other		12c	
		Amount		12d	
		Amount			
		Amount			
f Employee's address and ZIP code		15 State		16 State wages, tips, etc.	
Employer's state ID number		17 State income tax		18 Local wages, tips, etc.	
California		2900		1000	
155478964		35000		19 Local income tax	
Please				20 Locality name	
				Sdi	

Form **W-2** Wage and Tax Statement

Department of the Treasury—Internal Revenue Service

Progress 94%

Tax Year 2015

GregWaclaw ▾

Log out

You are here

- ☒ Residency
- ☒ Getting to know you
- ☒ Let's talk money
 - Income Documents
 - 1042 S [1] ←
 - Other Income
 - Additional tax filing information
- ☒ Offset your expenses
- ☒ About your college
- ☐ State Taxes
- ☐ Review
- ☐ Finished

Get Help

FAQ

Need help? Ask Stacy now

Call us

Step 3 - Let's talk money 1

1042 - S

Please enter the required details in the blue boxes.

Please, ensure that you are using Copy B of your 1042-S form in order to complete your income and tax information. If there is a difference between copies B and C of your 1042-S form, attach Copy B to your Federal tax return.

DO NOT combine information from different forms.

Type of entity College, University or other Educational Institution ▾

Form **1042-S** **Foreign Person's U.S. Source Income Subject to Withholding** OMB No. 1545-0096

Department of the Treasury Internal Revenue Service

AMENDED		PRO-RATA BASIS REPORTING	
1 Income code 1	2 Gross income 15000	3a Exemption code 00	4a Exemption code 00
3b Tax rate 10.00	4b Tax rate 00.00	5 Withholding allowance 4000	6 Net income 00
7 Federal tax withheld 2000		Check if tax not deposited with IRS pursuant to special procedure <input type="checkbox"/>	
8 Tax withheld by other agents		9 Tax paid by withholding agent	
10 Total withholding credit		11 Amount repaid to recipient	
12a Withholding agent's EIN 22-222222		14a Primary Withholding Agent's Name (if applicable)	
12b Withholding agent's name Sally May		14b Primary Withholding Agent's EIN	
12c Withholding agent's Global Intermediary Identification Number (GIN)		15a Intermediary or flow-through entity's EIN, if any	
12f Country code		15b CH, 3 status code	
12g Foreign taxpayer identification number, if any		15c CH, 4 status code	
12h Address (number and street) 1234 speed st		15d Intermediary or flow-through entity's name	
12i City or town, state or province, country, ZIP or foreign postal code chicago IL 60601		15e Intermediary or flow-through entity's GIN	
13a Recipient's U.S. TIN, if any		15f Country code	
13b CH, 3 status code 15		15g Foreign tax identification number, if any	
13c CH, 4 status code 23		15h Address (number and street)	
13d Recipient's name		15i City or town, state or province, country, ZIP or foreign postal code	
13e Recipient's country code Poland		13h Recipient's GIN	
13f Address (number and street)		13i Recipient's foreign tax identification number, if any	
13g City or town, state or province, country, ZIP or foreign postal code		16 Recipient's account number	
21 State income tax withheld 150		17 Recipient's date of birth	
22 Payer's state tax no. 1234567890		18 Payer's name	
23 Name of state Illinois		19 Payer's TIN	
		20 Payer's GIN	

Cat. No. 15386R Form **1042-S**

Back

Next



You are here

- ☒ Residency
- ☒ Getting to know you
- ☒ Let's talk money
- ☒ Offset your expenses
- ☒ About your college
- ☒ State Taxes

Transferring your data
Living in the US ←
State return

- ☒ Review
- ☐ Finished

Get Help

[FAQ](#)
[Need help? Ask Stacy now](#)
[Call us](#)

Step 6 - State Taxes

Living in the US

Please provide details of each state you lived in during 2015. You should also include any periods spent outside the US (if applicable).
See [Example](#)

Entry date	Exit date	State	Type of accomodation	Type of visit
01/01/2015	12/31/2015	<div><div></div>Illinois</div>	<div><div></div>Dwelling owned by the University</div>	<div><div></div>Temporary</div>

[Back](#) [Next](#)

You are here

- ☒ Residency
- ☒ Getting to know you
- ☒ Let's talk money
- ☒ Offset your expenses
- ☒ About your college
- ☐ State Taxes

Transferring your data
Living in the US
State return ←

- ☐ Review
- ☐ Finished

Get Help

[FAQ](#)
[Need help? Ask Stacy now](#)
[Call us](#)

Step 6 - State taxes

We have reviewed your information and found that you need to file the following tax return/s:

Select the State Tax Return/s you would like to file

☒ Illinois

If you have an access code you can enter it later on the order review page.

Please note that some state tax forms for the 2015 tax year have not yet been released or are only recently available. Our development team is working to have them ready for you. You will be notified by e-mail shortly to enter our system and finalize your state tax return.

[Back](#) [Next](#)

Checkout



Progress 88% | Tax Year 2016 | [GregWoolaw](#)

[Log out](#)

You are here

[Residency](#)
[Getting to know you](#)
[Let's talk money](#)
[Offset your expenses](#)
[About your college](#)
[State Taxes](#)
[Review](#)
[Finished](#)
[Review](#) ←

Get Help

[FAQ](#)
[Need help? Ask Stacy now](#)
[Call us](#)

Let's review your order

Guaranteed 100% accurate

Federal Return

Includes: 1040 NR / 1040 NR EZ
Scholarship and fellowship grants
Employment income
Tax Treaty exemptions
(more)

\$ 35.95

[Paid](#)

State Return

Includes: Tax credits
Exemptions and deductions
Data transferred from federal tax return.

\$ 25.95

[Paid](#)

(Illinois)

ITIN application(s)

Includes: Your ITIN application(s) might not be processed
if there is no Federal tax return enclosed.
(more)

(1 x 15.95)

\$ 15.95

[Paid](#)

Insert access code
here

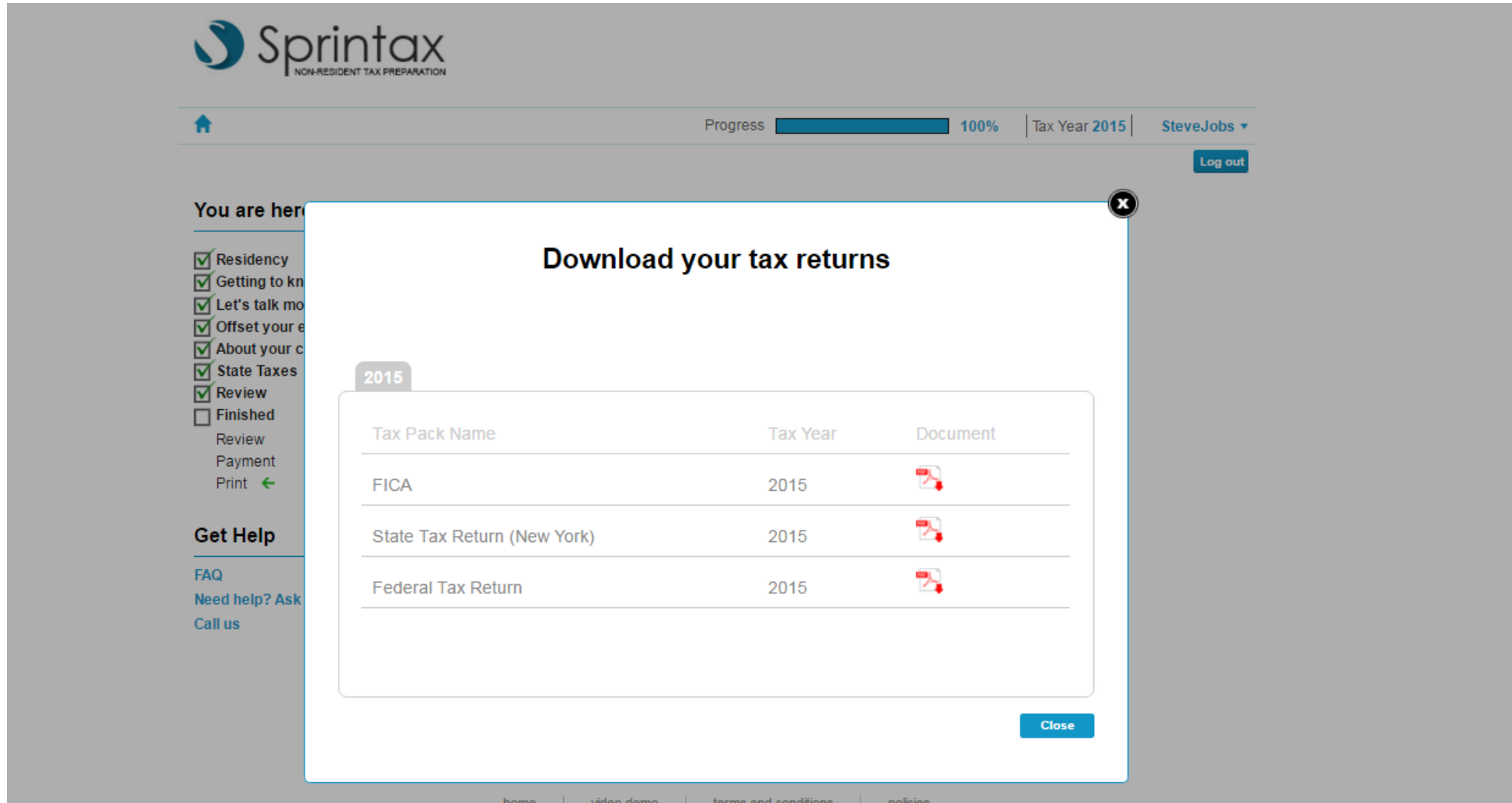
If your International Student Office has given you a
code to access Sprintax please enter it here.

[Validate](#)

Total \$ 0.00

Note: An incorrect or missing identifying number (SSN/ITIN) on your tax return can increase your tax, reduce your refund, or delay your refund. Please, ensure that you have provided correct SSN or ITIN for you.




Download, review, sign and mail



The screenshot shows the Sprintax web application interface. At the top, the Sprintax logo is on the left, and a progress bar indicates 100% completion for the 2015 tax year. The user is logged in as 'SteveJobs'. A modal window titled 'Download your tax returns' is open, displaying a table of tax documents for the year 2015. The table lists three documents: FICA, State Tax Return (New York), and Federal Tax Return, each with a download icon. The modal also includes a 'Close' button. On the left side of the application, there is a sidebar with a 'You are here' section showing a list of steps: Residency, Getting to know you, Let's talk more about you, Offset your earnings, About your circumstances, State Taxes, Review, and Finished. The 'Review' step is currently selected. Below this, there is a 'Get Help' section with links for FAQ, Need help? Ask us, and Call us.

Download your tax returns

2015

Tax Pack Name	Tax Year	Document
FICA	2015	
State Tax Return (New York)	2015	
Federal Tax Return	2015	

Close

Americas most wanted criminal



Al Capone

What did they eventually arrest him for?

Not reporting his TAXES!

Please do your taxes!



Questions?

Thank you!

